

MAGDALENA ECKE FAMILY YMCA

THE YEAR IN REVIEW

2017-2018

FINANCIAL SUMMARY

PUBLIC SUPPORT

Contributions	\$107,173
Annual Support	\$687,599
Special Events	\$268,813

TOTAL PUBLIC SUPPORT \$1,063,585

EARNED REVENUE

Membership Dues	\$5,340,936
Program Fees	\$11,332,344
Interest and Other Income	\$288,998

TOTAL EARNED REVENUE \$16,962,278

TOTAL PUBLIC SUPPORT & REVENUE \$18,025,862

EXPENSES

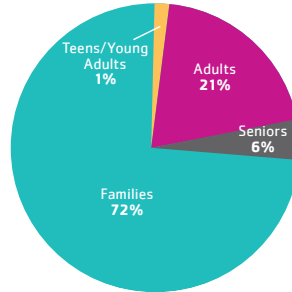
Membership/Administrative	\$10,734,409
Program Services	\$5,645,332
Building Services	\$1,217,290

TOTAL EXPENSES \$17,597,030

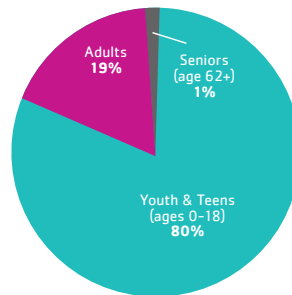
NET OUTCOME* \$428,833

*The net outcome during FY 2017-2018 was allocated to provide additional Scholarships (financial assistance), Maintenance Reserves and Equipment Upgrades.

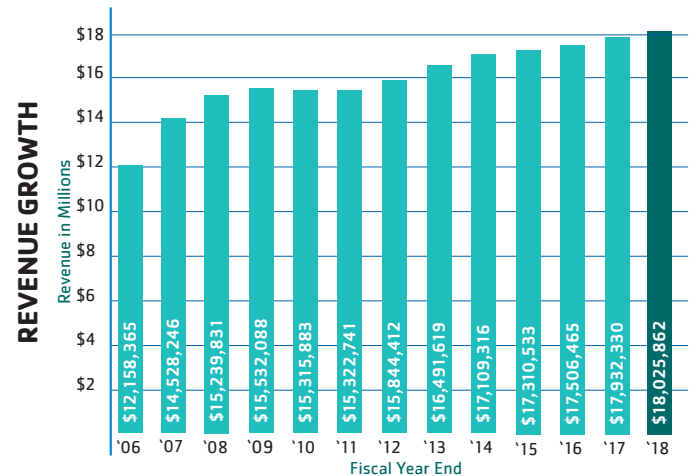
18,050 Members



13,653 Non-Member Participants



PARTICIPANT MAKEUP WHO WE SERVE



SCHOLARSHIP DISTRIBUTION

How We Support Our Members and Community



A total of 5,669 scholarships and \$735,000 in scholarships and subsidy dollars were provided to children, families and seniors who otherwise could not afford to pay. Scholarship support increased 14% over the prior year.